





ALBURY

March 7th, 8th, 9th – 2009

29th Annual Victorian Country Cup

Hosted By

2009 Souvenir Program

Accreditation Number A09/0049

FINAL STANDINGS - OVERALL							
	Association	Points	Pins	H/Se	1000's	Ave	Gms
1st	Shepparton	175.5	32,476	1071	1	180.4	36
2nd	Warrnambool	146.0	30,815	998	0	171.2	36
3rd	Latrobe Valley	144.0	31,885	1020	2	177.1	36
4th	Colac	142.0	31,130	1036	2	172.9	36
5th	Bendigo	139.0	31,057	976	0	172.5	36
6th	Sunraysia	137.5	31,502	1003	1	175.0	36
7th	Albury/Wodonga	117.5	30,492	1018	1	169.4	36
8th	Geelong	109.0	29,684	988	0	164.9	36
9th	Ballarat	92.5	28,958	873	0	160.9	36
10th	Wodonga	57.0	27,837	957	0	154.7	36

2009 – All Star Teams

Men	Association	Ave	Women	Association	Ave
Bryan Woszczzeiko	Latrobe Valley	194.56	Kelly Jones	Shepparton	191.17
Ian Poysor	Colac	193.57	Lisa Garioch	Sunraysia	189.13
Paul Kerr	Shepparton	193.44	Michelle Hodge	Sunraysia	188.00
Kevin Wilkins	Shepparton	192.35	Selina Threlfall	Bendigo	185.29
Josh Alvisse	Geelong	191.87	Nicky Buntman	Latrobe Valley	183.27

2009 - High Games

Men	Association	Score	Women	Association	Score
Josh Alvisse	Geelong	300	Paige Williams	Albury/Wodonga	266
Tim Treloar	Warrnambool	256	Denece Jones	Shepparton	243
Kerwin Bartel	Albury/Wodonga	255	Lisa Garioch	Sunraysia	234

2009 - High Series

Association-Men	Series	Association-Women	Series
Shepparton	1071	Sunraysia	994
Colac	1036	Sunraysia	961
Colac	1035	Sunraysia	959

FINAL STANDINGS - MEN

	Association	Points	Pins	H/Se	1000's	W/L
1st	Colac	88.0	16,873	1036	2	14/4
2nd	Shepparton	83.0	16,654	1071	1	13/5
3rd	Latrobe Valley	81.5	16,550	1020	2	13/5
4th	Warrnambool	70.0	15,692	998	0	12/6
5th	Geelong	66.0	15,683	988	0	9/9
6th	Bendigo	60.5	15,746	976	0	10/8
7th	Albury/Wodonga	55.0	15,643	1018	1	7/11
8th	Sunraysia	54.0	15,763	1003	1	7/11
9th	Wodonga	41.0	15,162	957	0	5/13
10th	Ballarat	31.0	14,509	863	0	0/18

MEN'S AVERAGES

Colac - 1st - 88.0 pts

Name	Gms	Pins	Ave	H/Sc	Pts	
Ian Poysor	14	2,710	193.57	236	9.0	A/S
Merv Billing	17	3,260	191.76	217	12.5	
Gary Black	16	3,055	190.94	225	11.5	
Stephen Hay	17	3,212	188.94	246	10.0	
Mark McCallum	14	2,617	186.93	222	11.0	
Daniel Billing	6	1,034	172.33	204	4.0	
Tyson Carr	6	985	164.17	212	2.0	

Shepparton - 2nd - 83.0 pts

Name	Gms	Pins	Ave	H/Sc	Pts	
Paul Kerr	18	3,482	193.44	224		A/S
Kevin Wilkins	17	3,270	192.35	226		A/S
Chris Hamilton	16	2,996	187.25	213		
Peter Emmett	11	2,040	185.45	225		
Dayne Webber	10	1,840	184.00	224		
Tim Thompson	13	2,188	168.31	200		
Trent Murphy	5	838	167.60	228		

Latrobe Valley - 3rd - 81.5 pts

Name	Gms	Pins	Ave	H/Sc	Pts	
Bryan Woszczeiko	16	3,113	194.56	245		A/S
Jason Motta	14	2,650	189.29	246		
Stan Bosma	6	1,128	188.00	237		
Wayne Mills	17	3,184	187.29	222		
Robert Hillenaar	14	2,531	180.79	222		
Michael Bosma	14	2,462	175.86	201		
Mathew Curnow	9	1,482	164.67	188		

Warrnambool - 4th - 70.0 pts						
Name	Gms	Pins	Ave	H/Sc	Pts	
Tim Treloar	18	3,426	190.33	256	15.0	
Shane Griffiths	17	2,991	175.94	223		
Nick Membrey	15	2,629	175.27	220		
Bob Smith	14	2,447	174.79	203		
David Altmann	10	1,697	169.70	203		
Shannon Drake	7	1,100	157.14	182		
Peter McKane	9	1,402	155.78	203		

Geelong - 5th - 66.0 pts						
Name	Gms	Pins	Ave	H/Sc	Pts	
Joshua Alvisse	15	2,878	191.87	300		A/S
Paul Campbell	11	2,065	187.73	233		
Martin Muxworthy	14	2,470	176.43	203		
Nicholas Walsh	13	2,252	173.23	219		
Eugene Jakupsek	9	1,556	172.89	195		
Damien Robinson	16	2,607	162.94	213		
Martin Kleeven	12	1,855	154.58	194		

Bendigo - 6th - 60.5 pts						
Name	Gms	Pins	Ave	H/Sc	Pts	
David McEwan	15	2,763	184.20	235		
Andrew Clark	16	2,900	181.25	255		
Ben Threlfall	13	2,340	180.00	223		
Chris McKenzie	13	2,293	176.38	221		
Mick Kellow	12	2,014	167.83	234		
David Farquharson	9	1,490	165.56	187		
Rikki Pool	12	1,946	162.17	186		

Albury/Wodonga - 7th - 55.0 pts						
Name	Gms	Pins	Ave	H/Sc	Pts	
Mathew Chettleburgh	17	3,165	186.18	245		
Andrew Craig	13	2,365	181.92	220		
Kerwin Bartel	18	3,270	181.67	255		
Marin Ticaci	11	1,839	167.18	196		
David Frew	10	1,670	167.00	211		
Mel Chettleburgh	12	1,952	162.67	212		
Lyndon Quinlivan	9	1,382	153.56	189		

Sunraysia - 8th - 54.0 pts						
Name	Gms	Pins	Ave	H/Sc	Pts	
Rob Garioch	16	3,043	190.19	251		
Ray Martin	15	2,765	184.33	235		
Matt Hensgen	14	2,491	177.93	208		
Travis Dunn	13	2,254	173.38	210		
Gary Van Steenis	13	2,198	169.08	234		
Joe Pileggi	11	1,826	166.00	201		
Jason Gowers	8	1,186	148.25	183		

Wodonga - 9th - 41.0 pts						
Name	Gms	Pins	Ave	H/Sc	Pts	
Chris Venville	16	2,832	177.00	245		
Stephen McCabe	15	2,625	175.00	210		
Troy Eade	14	2,412	172.29	216		
Aaron Edwards	13	2,227	171.31	210		
Nathan Lock	14	2,335	166.79	206		
James McCabe	13	2,028	156.00	199		
Steve Hyde	5	703	140.60	156		

Ballarat - 10th - 31.0 pts						
Name	Gms	Pins	Ave	H/Sc	Pts	
Peter Gallagher	17	2,943	173.12	224		
Matthew Kelly	17	2,902	170.71	225		
Graeme O'Connor	14	2,259	161.36	205		
Wayne Horne	11	1,715	155.91	188		
Barry Daly	10	1,535	153.50	172		
Brian Coleman	11	1,660	150.91	225		
Luke Munro	10	1,495	149.50	200		

FINAL STANDINGS - WOMEN						
	Association	Points	Pins	H/Se	1000's	W/L
1st	Shepparton	92.5	15,822	952	0	18/0
2nd	Sunraysia	83.5	15,739	994	0	13/5
3rd	Bendigo	78.5	15,311	956	0	11/7
4th	Warrnambool	76.0	15,123	938	0	10/8
5th	Latrobe Valley	62.5	15,335	931	0	9/9
6th	Albury/Wodonga	62.5	14,849	934	0	8/10
7th	Ballarat	61.5	14,449	873	0	9/9
8th	Colac	54.0	14,257	878	0	8/10
9th	Geelong	43.0	14,001	851	0	4/14
10th	Wodonga	16.0	12,675	801	0	0/18

WOMEN'S AVERAGES

Shepparton - 1st - 92.5 pts						
Name	Gms	Pins	Ave	H/Sc	Pts	
Kelly Jones	18	3,441	191.17	228		A/S
Denece Jones	15	2,740	182.67	243		
Tennille Scott	11	1,940	176.36	214		
Kylie Jefferis	13	2,248	172.92	213		
Samara Murphy	17	2,914	171.41	202		
Danni Jones	9	1,435	159.44	190		
Jacalyn Thatcher	7	1,104	157.71	175		

Sunraysia - 2nd- 83.5 pts						
Name	Gms	Pins	Ave	H/Sc	Pts	
Lisa Garioch	15	2,837	189.13	234		A/S
Michelle Hodge	14	2,632	188.00	231		A/S
Jessica Garioch	15	2,675	178.33	225		
Alicia Garioch	13	2,222	170.92	217		
Catherine Hensgen	11	1,816	165.09	209		
Jodie Geyer	13	2,146	165.08	200		
Jacqui Martin	9	1,411	156.78	180		

Bendigo - 3rd - 78.5 pts						
Name	Gms	Pins	Ave	H/Sc	Pts	
Selina Threlfall	17	3,150	185.29	223		A/S
Laura Kairn	16	2,737	171.06	223		
Cara Fahy	15	2,523	168.20	222		
Chris Clark	15	2,514	167.60	196		
Tracey Farquharson	14	2,310	165.00	195		
Tracey Monti	13	2,077	159.77	194		

Warrnambool - 4th - 76.0 pts						
Name	Gms	Pins	Ave	H/Sc	Pts	
Trish Beasley	17	3,018	177.53	219		
Elizabeth Abraham	12	2,054	171.17	192		
Sherene Sheen	13	2,204	169.54	193		

Sandie Rogitsch	8	1,324	165.50	213		
Tania Moore	13	2,139	164.54	192		
Viv Burl	13	2,113	162.54	210		
Elaine Gordon	14	2,271	162.21	179		

Latrobe Valley - 5th - 62.5 pts

Name	Gms	Pins	Ave	H/Sc	Pts	
Nicky Buntman	15	2,749	183.27	229		
Nicole Bree	15	2,670	178.00	215		
Tracey Woszczzeiko	9	1,556	172.89	217		
Alicia Mason	15	2,563	170.87	212		
Jodie Motta	15	2,521	168.07	225		
Wendy Motta	12	1,902	158.50	184		
Melissa Wilson	9	1,374	152.67	177		

Albury/Wodonga - 6th - 62.5 pts

Name	Gms	Pins	Ave	H/Sc	Pts	
Paige Williams	17	3,023	177.82	266		
Shannon McDowall	18	3,158	175.44	203		
Niaomi Chettleburgh	15	2,556	170.40	224		
Di Ryan	15	2,357	157.13	176		
Dawn Murphy	11	1,669	151.73	196		
Kathy Smith	8	1,197	149.63	183		
Pam Davis	6	889	148.17	186		

Ballarat - 7th - 61.5 pts

Name	Gms	Pins	Ave	H/Sc	Pts	
Sonja Van Meel	15	2,659	177.27	210		
Shannon Munro	15	2,486	165.73	201		
Bernie Cubit	15	2,455	163.67	185		
Bev Horne	12	1,876	156.33	193		
Margaret Nunn	12	1,833	152.75	174		
Judy Cartledge	11	1,672	152.00	186		
Barbara Daly	10	1,468	146.80	158		

Colac - 8th - 54.0 pts

Name	Gms	Pins	Ave	H/Sc	Pts	
Josie Moore	17	3,071	180.65	211		
Nadine McDonald	13	2,129	163.77	214		
Tracy Thompson	13	2,041	157.00	219		
Maree Bagg	13	2,040	156.92	184		
Marilynne Bagg	15	2,291	152.73	180		
Cathy Moffat	11	1,613	146.64	175		
Jean McArthur	8	1,072	134.00	171		

Geelong - 9th - 43.0 pts

Name	Gms	Pins	Ave	H/Sc	Pts	
Julie Jakupsek	16	2,649	165.56	194		
Lorraine Voight	14	2,266	161.86	214		
Shirley Muxworthy	14	2,256	161.14	213		
Denise Newburn	15	2,363	157.53	175		
Kirsty Menzies	15	2,245	149.67	175		
Beryl Daniels	12	1,765	147.08	193		
Barb Robinson	4	457	114.25	126		

Wodonga - 10th - 16.0 pts

Name	Gms	Pins	Ave	H/Sc	Pts	
Natalie Klippel	18	2,698	149.89	178		
Heather McCabe	14	2,035	145.36	184		
Kylie Anstis	16	2,308	144.25	175		

Catherine Kershler	16	2,190	136.88	182		
Michelle Crichton	14	1,904	136.00	158		
Bronwyn Winnel	12	1,540	128.33	155		